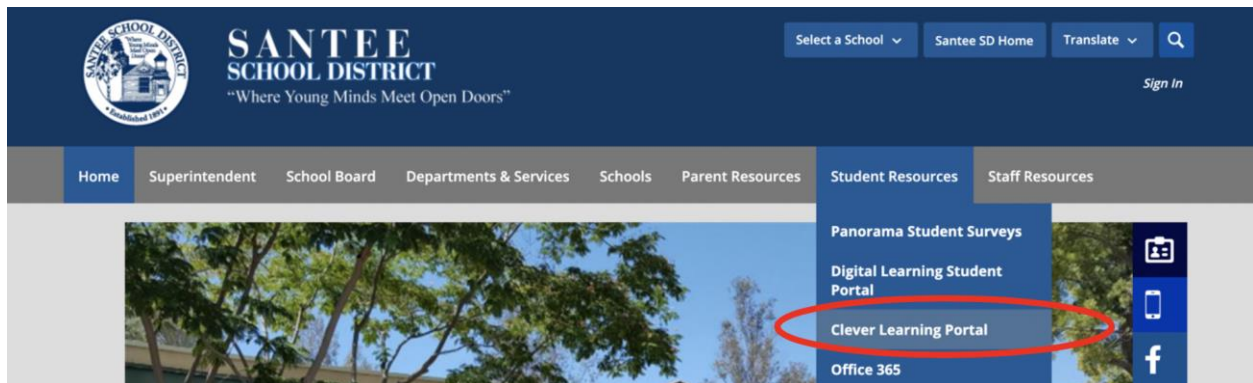


# Logging in to Clever


Students can access Clever through their district-issued iPad, as well as other Internet-connected devices.

**iPad Access:** Students access Clever through an app using their login credentials (user name is their student I.D. and their password starts with the first few letters of their last name, followed by a set of numbers). If you are using a district-issued iPad, skip down to **STEP ONE**.

**Home Device Access:** Students access Clever through a link on the Santee School District Webpage. To do this, they first go to [www.santeesd.net](http://www.santeesd.net), select “Student Resources,” and then click on “Clever Learning Portal.” From there, your child uses his/her login credentials to access the program.

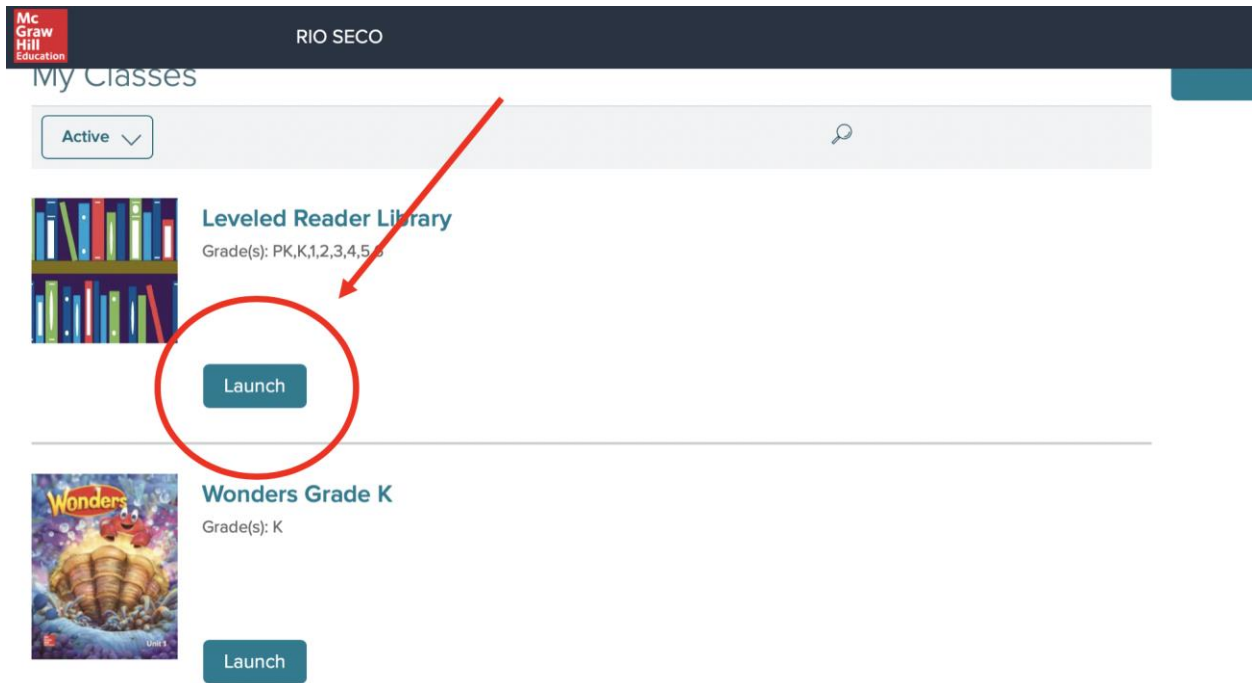


**STEP ONE:** Once you are logged into Clever, select the McGraw-Hill app (the list of apps you see in your child’s screen may not match those in the screenshot below).

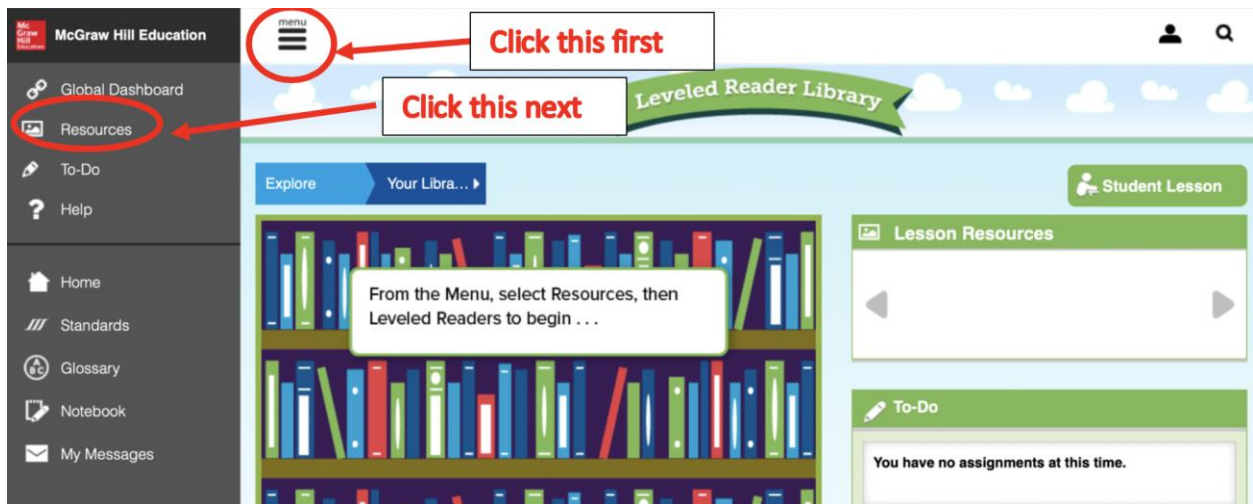


Continued on the next page...

**STEP TWO:** Once in McGraw-Hill, select the “launch” button for the Leveled Reader Library.



**STEP THREE:** Select the menu (the three lines) and you will see a menu list on the left hand side of the screen. From there, select “Resources.”



Continued on next page...

**STEP FOUR:** Now, select your child's grade level from the drop down menu on the left and then select whichever book you wish for your child to read (you may have to disable the pop up blocker on your Web browser to launch the first book).

The screenshot displays the 'Leveled Reader Library' website. At the top, there is a navigation bar with a 'menu' icon, a user profile icon, and a search icon. Below this is a decorative banner with clouds and the text 'Leveled Reader Library'. The main content area is titled 'Resources' and includes search options: 'Lesson Search', 'Keyword Search', and 'Favorites (0)'. On the left side, there are two dropdown menus. The first is labeled 'Leveled Readers' and the second is labeled 'Grade 2', which is circled in red. A red arrow points from the 'Leveled Readers' dropdown to the 'Grade 2' dropdown. The right side of the page shows search results for 'Grade 2'. It includes a 'Results' section with 'Page 1 of 36' and 'Results Per Page 12'. There are four numbered buttons (1, 2, 3, 4) and navigation arrows. Below this, three book covers are displayed: 'Forces at Work', 'Fixing the Playground', and 'Families at Work'. Each book cover has a star icon and a gear icon below it.